



**Lube Control Pty Ltd**  
*Providing lubrication solutions!*





Unit 5/53 Norfolk Rd,  
Marion, SA 5043

t: (08) 8298 5563

f: (08) 8298 6253

e: info@lubecontrol.com.au

# FUEL NOZZLES

<p><b>Automatic Shut Off Fuel Nozzle</b> <b>Part Number: F20030</b></p> <ul style="list-style-type: none"><li>• Compact, lightweight and easy to use</li><li>• Flow rates of up to 80LPM</li><li>• Minimum pressure loss facilitates maximum flow rates Supplied complete with an integral swivel</li><li>• Can be locked in the on position</li><li>• Suitable for applications involving a pump only</li><li>• F20030U also available for use with unleaded fuel</li></ul>	
<p><b>Manual Fuel Nozzle</b> <b>Part Number F20040</b></p> <ul style="list-style-type: none"><li>▪ Strong aluminium construction</li><li>▪ Flow rates of up to 80LPM</li><li>▪ Equipped with an integrated swivel connector</li><li>▪ Hammer-free valve facilitates efficient fuel delivery</li><li>▪ Suitable for use with any fuel transfer system even gravity applications</li><li>▪ Features include lever protection and a removable trigger lock</li></ul>	
<p><b>Manual Fuel Nozzles</b> <b>Part numbers: 52007 / 52155</b></p> <ul style="list-style-type: none"><li>▪ Ideal for farm tank applications</li><li>▪ Capable of flow rates up to 150 LPM</li><li>▪ Suitable for gravity feed applications and applications with pressure up to 140 psi (10 bar)</li><li>▪ 1" BSP (f) swivel included</li><li>▪ 52155 similar but for unleaded petrol</li></ul>	
<p><b>Auto Shut Off Fuel Nozzles</b> <b>Part numbers: 51027 / 51027U</b></p> <ul style="list-style-type: none"><li>▪ Supplied complete with an integral 1" BSP (f) swivel</li><li>▪ Compact, lightweight and easy to use</li><li>▪ Flow rates up to 80LPM</li><li>▪ Minimum pressure loss with maximum flow rate</li><li>▪ Suitable for applications involving a pump only</li><li>51027U similar but for unleaded petrol</li></ul>	

<p><b>Automatic Fuel Nozzle 60LPM</b>  <b>Part Number: 51037</b></p> <ul style="list-style-type: none"> <li>▪ Auto shutoff Nozzle for petrol or diesel fuel.</li> <li>▪ Up to 60 LPM. Complete with 1" BSPF swivel</li> <li>▪ Unleaded Petrol model: 51137</li> <li>▪ Weight: 1.25kg</li> <li>▪ Not suitable for gravity feed.</li> <li>▪ 7764, 1" BSP brass hose tail available separately.</li> </ul>	
<p><b>Automatic Fuel Nozzle 120LPM</b>  <b>Part Number: 51039</b></p> <ul style="list-style-type: none"> <li>▪ Auto shutoff Nozzle for petrol or diesel fuel.</li> <li>▪ Up to 120 LPM.</li> <li>▪ Complete with 1" BSPF swivel.</li> <li>▪ Weight: 1.5kg.</li> <li>▪ Not suitable for gravity feed.</li> <li>▪ 7764, 1" BSP brass hose tail available separately.</li> </ul>	
<p><b>Roughneck Heavy Duty Fuel Nozzle 260LPM</b>  <b>Part Number: A6000-002</b></p> <ul style="list-style-type: none"> <li>▪ Up to 225LPM.</li> <li>▪ 1" BSPF.</li> <li>▪ Weight: 1.5kg.</li> <li>▪ Not suitable for gravity feed.</li> </ul>	
<p><b>Automatic Fuel Nozzle 280LPM</b>  <b>Part Number: 5039</b></p> <ul style="list-style-type: none"> <li>▪ High Flow Auto Shutoff Nozzle for leaded fuel or diesel fuel up to 280 LPM. Ideal for refueling trucks and other large vehicles.</li> <li>▪ Inlet: Complete with 1-1/2" BSPTF swivel.</li> <li>▪ Outlet: 38mm.</li> <li>▪ Not suitable for gravity feed.</li> </ul>	
<p><b>High Flow (Dry Break) Fuel Nozzle</b>  <b>Part Numbers: BPM800/BPR800/BPH800</b></p> <ul style="list-style-type: none"> <li>▪ High Flow Fuel Nozzle 170-800LPM. Ideal for filling mining and railway equipment improving refueling times</li> <li>▪ Weight: 3.5kg</li> </ul>	