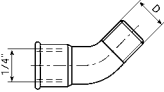
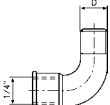
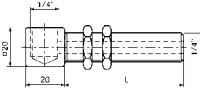
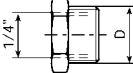
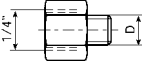
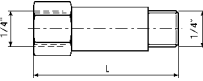
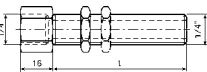
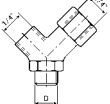
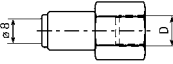

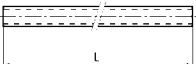
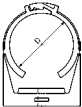


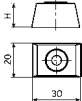
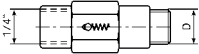
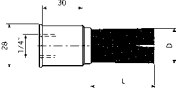
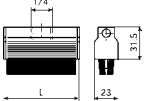
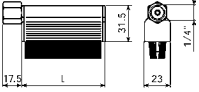
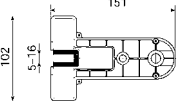
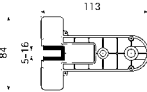
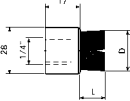
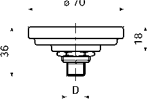
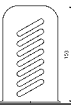
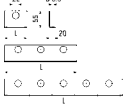
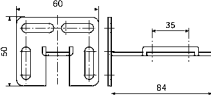
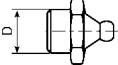
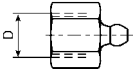
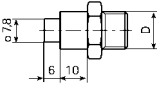
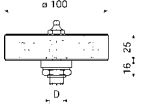
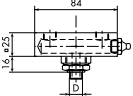



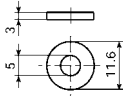


## Zubehör Accessories

	<p><b>Bogen 45° / Bent connection 45°</b></p> <table border="1"> <tr> <td><b>D</b></td> <td>R 1/4</td> </tr> <tr> <td><b>Nr.</b></td> <td>1001</td> </tr> </table>	<b>D</b>	R 1/4	<b>Nr.</b>	1001																
<b>D</b>	R 1/4																				
<b>Nr.</b>	1001																				
	<p><b>Bogen 90° / Bent connection 90°</b></p> <table border="1"> <tr> <td><b>D</b></td> <td>R 1/4</td> </tr> <tr> <td><b>Nr.</b></td> <td>1002</td> </tr> </table>	<b>D</b>	R 1/4	<b>Nr.</b>	1002																
<b>D</b>	R 1/4																				
<b>Nr.</b>	1002																				
	<p><b>90° Anschluss mit Gewinde 70 mm inkl. 2 Muttern</b>  <b>90°-Connection with thread 70 mm incl. 2 nuts</b></p> <table border="1"> <tr> <td><b>L</b></td> <td>70</td> <td>[ mm ]</td> </tr> <tr> <td><b>Nr.</b></td> <td>1005</td> <td></td> </tr> </table>	<b>L</b>	70	[ mm ]	<b>Nr.</b>	1005															
<b>L</b>	70	[ mm ]																			
<b>Nr.</b>	1005																				
	<p><b>Anschlussnippel / Connecting nipple</b></p> <table border="1"> <tr> <td><b>D</b></td> <td>R 3/8</td> <td>R 1/2</td> </tr> <tr> <td><b>Nr.</b></td> <td>1010</td> <td>1011</td> </tr> </table>	<b>D</b>	R 3/8	R 1/2	<b>Nr.</b>	1010	1011														
<b>D</b>	R 3/8	R 1/2																			
<b>Nr.</b>	1010	1011																			
	<p><b>Reduziernippel / Reducing nipple</b></p> <table border="1"> <tr> <td><b>D</b></td> <td>R 1/8</td> <td>R 1/4</td> <td>M6</td> <td>M8</td> <td>M8x1</td> <td>M10</td> <td>M10x1</td> <td>M12</td> <td>M12x1.5</td> </tr> <tr> <td><b>Nr.</b></td> <td>1020</td> <td>1021</td> <td>1022</td> <td>1023</td> <td>1024</td> <td>1025</td> <td>1026</td> <td>1027</td> <td>1028</td> </tr> </table>	<b>D</b>	R 1/8	R 1/4	M6	M8	M8x1	M10	M10x1	M12	M12x1.5	<b>Nr.</b>	1020	1021	1022	1023	1024	1025	1026	1027	1028
<b>D</b>	R 1/8	R 1/4	M6	M8	M8x1	M10	M10x1	M12	M12x1.5												
<b>Nr.</b>	1020	1021	1022	1023	1024	1025	1026	1027	1028												
	<p><b>Verlängerung / Extension</b></p> <table border="1"> <tr> <td><b>L</b></td> <td>10</td> <td>35</td> <td>50</td> <td>[ mm ]</td> </tr> <tr> <td><b>Nr.</b></td> <td>1021</td> <td>1040</td> <td>1041</td> <td></td> </tr> </table>	<b>L</b>	10	35	50	[ mm ]	<b>Nr.</b>	1021	1040	1041											
<b>L</b>	10	35	50	[ mm ]																	
<b>Nr.</b>	1021	1040	1041																		
	<p><b>Schottverschraubung 25mm inkl. 1 Mutter/60mm inkl. 2 Muttern</b>  <b>Screwed connection with hole 25mm incl. 1 nut/ 60mm incl. 2 nuts</b></p> <table border="1"> <tr> <td><b>L</b></td> <td>25</td> <td>60</td> <td>[ mm ]</td> </tr> <tr> <td><b>Nr.</b></td> <td>1045</td> <td>1046</td> <td></td> </tr> </table>	<b>L</b>	25	60	[ mm ]	<b>Nr.</b>	1045	1046													
<b>L</b>	25	60	[ mm ]																		
<b>Nr.</b>	1045	1046																			
	<p><b>Y - Anschlussstück / Y - manifold</b>  enthält Reduziernippel 1021 / contains reduction 1021</p> <table border="1"> <tr> <td><b>L</b></td> <td>R 1/4</td> </tr> <tr> <td><b>Nr.</b></td> <td>1050</td> </tr> </table>	<b>L</b>	R 1/4	<b>Nr.</b>	1050																
<b>L</b>	R 1/4																				
<b>Nr.</b>	1050																				
	<p><b>Steckverschraubung / Quick connection</b>  für Schlauch ø 8 mm / for hose ø 8 mm</p> <table border="1"> <tr> <td><b>D</b></td> <td>R 1/4</td> </tr> <tr> <td><b>Nr.</b></td> <td>1060</td> </tr> </table>	<b>D</b>	R 1/4	<b>Nr.</b>	1060																
<b>D</b>	R 1/4																				
<b>Nr.</b>	1060																				
	<p><b>Steckverschraubung / Quick connection</b>  für Schlauch ø 8 mm / for hose ø 8 mm</p> <table border="1"> <tr> <td><b>D</b></td> <td>R 1/8</td> <td>R 1/4</td> <td>R 3/8</td> </tr> <tr> <td><b>Nr.</b></td> <td>1070</td> <td>1071</td> <td>1072</td> </tr> </table>	<b>D</b>	R 1/8	R 1/4	R 3/8	<b>Nr.</b>	1070	1071	1072												
<b>D</b>	R 1/8	R 1/4	R 3/8																		
<b>Nr.</b>	1070	1071	1072																		
	<p><b>Schlauch / Hose</b> (empfohlene Länge zum Schmierpunkt: max. 0.5 m)  ø 8/6 mm (recommended length to the lubrication point: max 0.5 m)</p> <table border="1"> <tr> <td><b>L</b></td> <td>per Meter / per meter</td> </tr> <tr> <td><b>Nr.</b></td> <td>2000/...m</td> </tr> </table>	<b>L</b>	per Meter / per meter	<b>Nr.</b>	2000/...m																
<b>L</b>	per Meter / per meter																				
<b>Nr.</b>	2000/...m																				

	<p><b>Halteschelle für simalube / Clamp for simalube</b> Kunststoff / plastic</p> <table border="1" data-bbox="367 262 989 294"> <tr> <td><b>D</b></td> <td>50</td> <td>[ mm ]</td> </tr> </table> <p><b>Nr.</b> 2010</p>	<b>D</b>	50	[ mm ]			
<b>D</b>	50	[ mm ]					
	<p><b>Adapter für Perma-Schelle / Adapter for Perma clamp</b> Kunststoff / plastic</p> <table border="1" data-bbox="367 415 989 447"> <tr> <td><b>D</b></td> <td>50</td> <td>[ mm ]</td> </tr> </table> <p><b>Nr.</b> 2012</p>	<b>D</b>	50	[ mm ]			
<b>D</b>	50	[ mm ]					
	<p><b>Halteschelle für Pinsel / Clamp for round brush</b> Kunststoff / plastic</p> <table border="1" data-bbox="367 569 989 600"> <tr> <td><b>D</b></td> <td>28</td> <td>[ mm ]</td> </tr> </table> <p><b>Nr.</b> 2013</p>	<b>D</b>	28	[ mm ]			
<b>D</b>	28	[ mm ]					
	<p><b>Distanzhalter zu Halteschelle für Pinsel</b> <b>Distance holder to clamp for round brush</b></p> <table border="1" data-bbox="367 722 989 753"> <tr> <td><b>H</b></td> <td>15</td> <td>[ mm ]</td> </tr> </table> <p><b>Nr.</b> 2014</p>	<b>H</b>	15	[ mm ]			
<b>H</b>	15	[ mm ]					
	<p><b>Rückschlagventil / Non-return valve</b></p> <table border="1" data-bbox="367 877 989 934"> <tr> <td><b>D</b></td> <td>R 1/8</td> <td>R 1/4</td> </tr> </table> <p><b>Nr.</b> 2020   2021</p>	<b>D</b>	R 1/8	R 1/4			
<b>D</b>	R 1/8	R 1/4					
	<p><b>Pinsel / Round brush</b> Kunststoffborsten / Plastic bristles</p> <table border="1" data-bbox="367 1024 989 1056"> <tr> <td><b>DxL</b></td> <td>ø 25x45</td> <td>[ mm ]</td> </tr> </table> <p><b>Nr.</b> 2034</p>	<b>DxL</b>	ø 25x45	[ mm ]			
<b>DxL</b>	ø 25x45	[ mm ]					
	<p><b>Bürste / Brush</b> Rosshaarborsten / Horse bristles</p> <table border="1" data-bbox="367 1178 989 1234"> <tr> <td><b>L</b></td> <td>40</td> <td>70</td> <td>100</td> <td>25</td> <td>[ mm ]</td> </tr> </table> <p><b>Nr.</b> 2035   2036   2037   2038</p>	<b>L</b>	40	70	100	25	[ mm ]
<b>L</b>	40	70	100	25	[ mm ]		
	<p><b>Bürste Anschluss seitlich / Brush, lateral connection</b> Rosshaarborsten / Horse bristles</p> <table border="1" data-bbox="367 1335 989 1392"> <tr> <td><b>L</b></td> <td>40</td> <td>70</td> <td>100</td> <td>[ mm ]</td> </tr> </table> <p><b>Nr.</b> 2035-S   2036-S   2037-S</p>	<b>L</b>	40	70	100	[ mm ]	
<b>L</b>	40	70	100	[ mm ]			
	<p><b>Aufzugsbürste / Elevator brush</b> Höhe 31.5 mm / High 31.5 mm</p> <p><b>Nr.</b> 2039</p>						
	<p><b>Aufzugsbürste klein / Elevator brush small</b> Höhe 31 mm / High 31 mm</p> <p><b>Nr.</b> 2042</p>						
	<p><b>Pinsel / Round brush</b> Rosshaarborsten / Horse bristles</p> <table border="1" data-bbox="367 1791 989 1822"> <tr> <td><b>DxL</b></td> <td>ø 25x15</td> <td>[ mm ]</td> </tr> </table> <p><b>Nr.</b> 2041</p>	<b>DxL</b>	ø 25x15	[ mm ]			
<b>DxL</b>	ø 25x15	[ mm ]					
	<p><b>Montagesupport / Mounting support</b></p> <p><b>Nr.</b> 2080</p>						

	<p><b>Schutzhaube zu Montagesupport 2080 (Stahl)</b>  <b>Protective cover to mounting support 2080 (steel)</b></p> <hr/> <p>Nr. 2081</p>						
	<p><b>Befestigungswinkel zu Montagesupport simalube</b>  <b>Bracket to mounting support</b></p> <table style="width: 100%; border-collapse: collapse;"> <tr> <td style="width: 33%; text-align: center;">1-er Länge 75 mm 1-fold length 75 mm</td> <td style="width: 33%; text-align: center;">3-er Länge 240 mm 3-fold length 240 mm</td> <td style="width: 33%; text-align: center;">5-er Länge 390 mm 5-fold length 390 mm</td> </tr> </table> <hr/> <p>Nr. 2082                      2083                      2084</p>	1-er Länge 75 mm 1-fold length 75 mm	3-er Länge 240 mm 3-fold length 240 mm	5-er Länge 390 mm 5-fold length 390 mm			
1-er Länge 75 mm 1-fold length 75 mm	3-er Länge 240 mm 3-fold length 240 mm	5-er Länge 390 mm 5-fold length 390 mm					
	<p><b>Support, universell verstellbar</b>  <b>Bracket, universally adjustable</b></p> <hr/> <p>Nr. 2800</p>						
	<p><b>Schmiernippel</b> zum Durchschmieren und Füllen der Fettkanäle  <b>Connector nipple</b> for cleaning and filling of grease lines</p> <p>D R 1/4</p> <hr/> <p>Nr. 3011</p>						
	<p><b>Nachfüllnippel / Refill nipple</b>  zum Nachfüllen des simalube / for refilling of simalube</p> <p>D R 1/4</p> <hr/> <p>Nr. 3012</p>						
	<p><b>Anschlussnippel</b> zum Befüllen des simalube mit Fettpressenfüller  <b>Connecting nipple</b> to grease gun filler for filling simalube</p> <p>D R 1/4    R 3/8</p> <hr/> <p>Nr. 3013    3014</p>						
	<p><b>4-fach Adapter / 4-fold adapter</b></p> <p>D R 1/2    R 1/4</p> <hr/> <p>Nr. 4100    4101</p>						
	<p><b>2-fach Adapter / 2-fold adapter</b></p> <p>D R 1/2    R 1/4</p> <hr/> <p>Nr. 4102    4103</p>						
	<p><b>Antriebskopf / Gas generator</b>  Zur Wiederbefüllung / for refilling</p> <table style="width: 100%; border-collapse: collapse;"> <tr> <td style="width: 16.6%;">G1-125ml</td> <td style="width: 16.6%;">G1-60ml</td> <td style="width: 16.6%;">30ml</td> <td style="width: 16.6%;">60ml</td> <td style="width: 16.6%;">125ml</td> <td style="width: 16.6%;">250ml</td> </tr> </table> <hr/> <p>Nr. 5000    5002    5004    5006    5008    5010</p>	G1-125ml	G1-60ml	30ml	60ml	125ml	250ml
G1-125ml	G1-60ml	30ml	60ml	125ml	250ml		
	<p><b>Verschlussstopfen / Closing nipple</b>  Kunststoff / plastic</p> <hr/> <p>Nr. 5050</p>						
	<p><b>Rückschlagventilstopfen / Non-return valve plug</b>  Kunststoff / plastic</p> <hr/> <p>Nr. 5060</p>						
	<p><b>Dichtungsring / Gasket ring</b></p> <hr/> <p>Nr. 5080</p>						

**Achtung!** Nur Originalzubehör verwenden. Bei technisch anspruchsvollen oder aussergewöhnlichen Anwendung kontaktieren Sie bitte unsere technische Abteilung oder Ihren Händler.

**Attention!** Use original accessories only. For applications other than standard, contact simatec engineering or your local dealer.

## EG Konformitätserklärung

### simatec ag

Stadthof 2 in CH- 3380 Wangen a. Aare  
erklärt dass die

Schmierstoffspender vom Typ

### simalube

konstruiert und hergestellt wurden in  
Übereinstimmung mit der

**Richtlinie 94/9/EG europäischen Parlaments  
und des Rates für Geräte und Schutzsysteme  
zur bestimmungsgemässen Verwendung in  
explosionsgefährdeten Bereichen.**

Folgende Normen kamen zur Anwendung:

**EN 50020:1994**

**EN 1127-1:1997**

**prEN 13463-1:1999**

Prüf- und Zertifizierungsstelle:

**TÜV Product Service GmbH  
D-80339 München**

Zertifikat Nr.

**EX5 01 04 29499 005**

Wangen a. Aare den 01.07.05

Mischa Wyssmann, Managing Director CEO

## EU-Declaration of Conformity

### simatec ag

Stadthof 2 in CH- 3380 Wangen a. Aare  
declare that the

single point lubricators

### simalube

are designed and manufactured in accordance with

**Guideline No. 94/9/EG of the European  
Parliament and the Council for Equipment  
and Protective Systems Safety for use as per  
Original Specifications in Areas which are  
hazardous to Explosions.**

The following Norms has been applyed:

**EN 50020:1994**

**EN 1127-1:1997**

**prEN 13463-1:1999**

Notified Body:

**TÜV Product Service GmbH  
D-80339 München**

Certificate No.

**EX5 01 04 29499 005**

Wangen a. Aare den 2005-07-01

Mischa Wyssmann, Managing Director CEO

**simalube**<sup>®</sup>  
smart lubrication

wurde von folgenden Institutionen auf Sicherheit geprüft und zugelassen:

was safety inspected and approved by the following institutions:

- Physikalisch Technische Bundesanstalt, Braunschweig, Germany, Nr. 3.42-16990/94
- TÜV Product Service GmbH, Germany, Nr. AL 03 10 29499 009
- TÜV Product Service GmbH, Germany, Nr. EX5 01 04 29499 005
- FM Approvals, USA, Project Identification Number: 3013825
- Technischer Überwachungsverein (TÜV) Rheinland, Köln, Germany, 12.05.95
- DMT Gesellschaft für Forschung und Prüfung GmbH, Germany Nr. 16420/344/96
- LOBA NRW, Dortmund, Germany, Nr. 12.22.63-4-2
- INERIS, France, Nr. 96.Y.3001 X, CROSS ia I
- EECS / BASEEFA, United Kingdom, No. 95 (A) 0692, 1997-04-10

Hergestellt durch / produced by:

### simatec ag

Stadthof 2

CH-3380 Wangen a. Aare

Phone: +41 (0)32 636 50 00

Fax: +41 (0)32 636 50 19

www.simalube.com

